

Sofa Cushion/Pillow



*Finished size of the Cushion/Pillow: 20" x 20"
(50 x 50 cm)*

We made our Cushion/Pillow cover of fake fur with circle appliqués in artificial leather, scraps of cotton and jersey fabrics. Select your fabric of choice for this easy project.

Sewing Supplies

Fake fur 21 x 21" (53 x 53 cm)

Fabric for large circle appliqué, 12" x 12" (30 x 30 cm)

Fabric for small circle appliqué, (13 x 13 cm)

1 Zipper, 20" (50 cm)

1 cushion pad (pillow form), 20" x 20" (50 x 50 cm)

12" x 20" (30 x 50 cm) Paper-backed fusible web (Vliesofix) (Steam a Seam 2)

Sewing thread

2 colors of Sulky 30 wt. Rayon Embroidery Thread matching appliqués

Optional Accessory:

Open Toe Foot (412 27 70-45)

5/8" (1.5 cm) seam allowance included in the measurements for the Cushion/Pillow.

CUT

2 squares of fake fur, 21" x 21" (53 x 53 cm)

1 large circle appliqué, 12" (30 cm) in diameter

1 small circle appliqué, 5" (13 cm) in diameter



SEW

If fabric frays, overcast all edges of the back and front pieces.

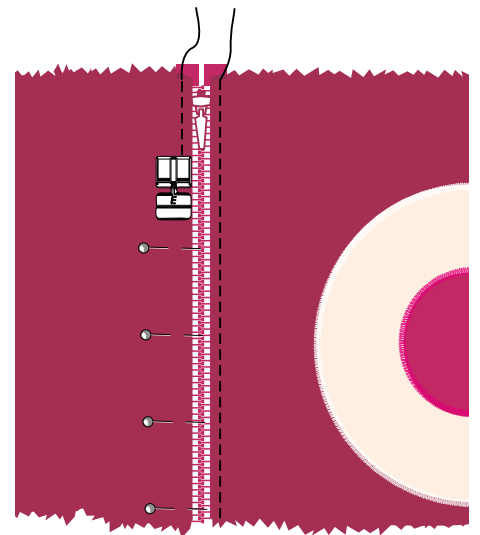
Press paper-backed fusible web onto the wrong side of the two circles. Pull off the paper and place the large circle centered on the right side of the front piece and the small circle on top of the large one.

Set your Husqvarna Viking sewing machine for zigzag, stitch width 4.0, stitch length 0.3. Thread with Sulky thread. Snap on presser foot B or the optional Open Toe (Appliqué) Foot. Satin stitch the circles to the front piece with the different colors of Sulky thread.

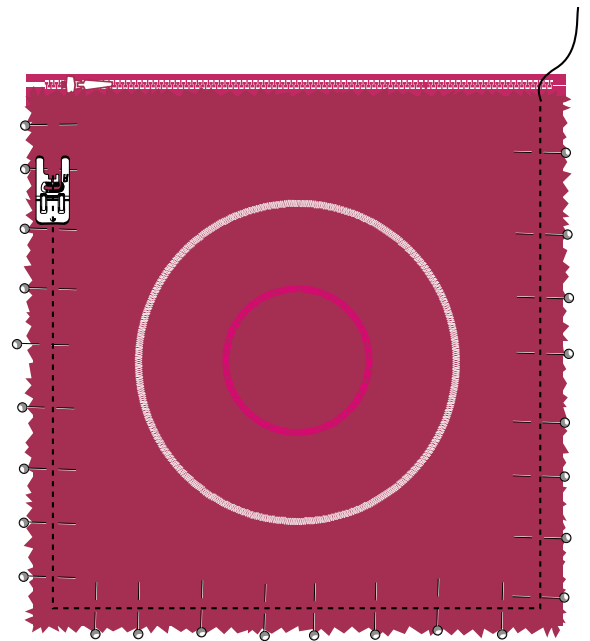
To insert the zipper, press one of the front piece edges 5/8" (1.5 cm) to the wrong side. Rethread your Husqvarna Viking sewing machine with sewing thread. Select straight stitch, stitch length 2.5. Snap on Zipper Foot E to the left of the ankle. Place the folded fabric edge close to the zipper teeth and sew it to the zipper. Sew the zipper to the back piece in the same way.



Pin the front and back pieces right sides together. Change to presser foot A. Stitch the three sides with 5/8" (1.5 cm) seam allowance.



Turn the Cushion/Pillow through the zipper opening. Put the cushion pad/pillow form in the cover and close the zipper.



 **Husqvarna**

VIKING