



Designer Diamond™ Update August 2010

(Software version 7504-5548 or higher)

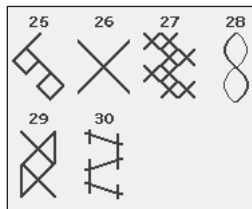
The 2010 DESIGNER DIAMOND™ update gives you several new stitches and new embroideries. This page presents the features of the new update and complements the user's guide. The numbered headlines indicate the corresponding chapters in the User's Guide.

1 Getting to know your machine

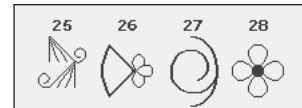
D - Heirloom Stitches



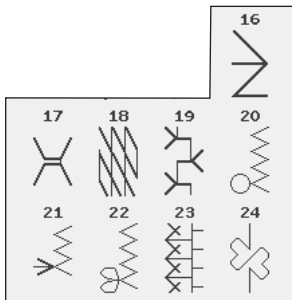
J - Vintage Stitches



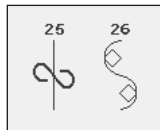
M - Crafting Stitches



X1 - Specialty Stitches



X2 - Specialty Stitches



Embroideries

With this update you will get the design below in three different sizes.



The stitch menu X includes special sewing technique stitches that may require special presser feet and accessories.

X1:16, X1:17, X1:18 and X1:19 are for the Three Hole Yarn Foot.

X1:20, X1:21, X1:22 and X1:23 are for the Join and Fold Edging Foot.

X1:24, X2:25 and X2:26 are for the Interchangeable Dual Feed and Changeable Open Toe Foot.

7 Embroidery Edit

With the DESIGNER DIAMOND™ 2010 update your machine is prepared for the new 200X200 Quilter's Hoop.

10 Maintenance

HUSQVARNA VIKING® Embroidery Cutwork needles (optional accessory)

When using the optional accessory HUSQVARNA VIKING® Embroidery Cutwork Needles, it is necessary to clean the bobbin area after each embroidered design/project.