

Designer SE update version 11393

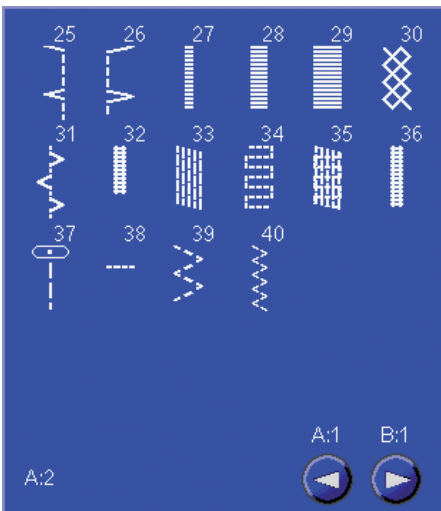
Sensor Q-foot

Activate to set the Sensor System for the optional Sensor Q-foot or the Open Toe Free Motion Spring foot. When choosing the Sensor Q-foot, the stitch width safety button will automatically be activated. If you are using the Open Toe Free Motion Spring foot you need to deactivate the stitch width safety so that the needle can move sideways.

New Stitches!

- Stitch A40 (Two Step Zig Zag) A perfect stitch for joining lace or why not create a double gimping?
- Stitches G41-43 (Children stitches) Great for embellishing fun projects for adults too!
- Stitch H36 (Scallop Stitch) A new Scallop stitch, perfect for collars and sleeves on babyclothes or other small projects.
- Stitches K39-40 (Omnimotion stitches) New, fun stitches, program your own stitch sequence with countryside charm.
- Stitches N38-41 (Fashion stitches) 4 new Fashion stitches to add a stylish touch to your projects.

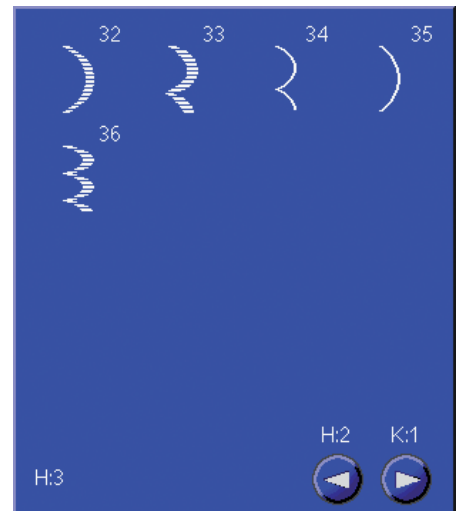
A:2 – Utility Stitches, 40




G:2 – Children Stitches, 41-43



H:3 – Scallop Stitches, 36



K:2 – Omnimotion Stitches, 39-40



N:2 – Fashion Stitches, 38-41

