


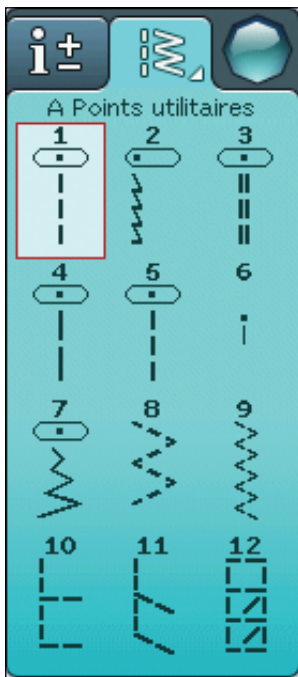


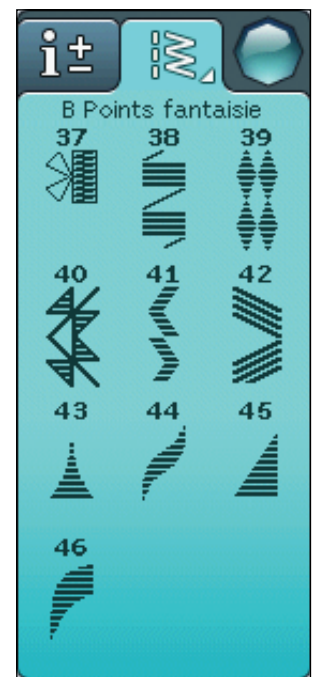
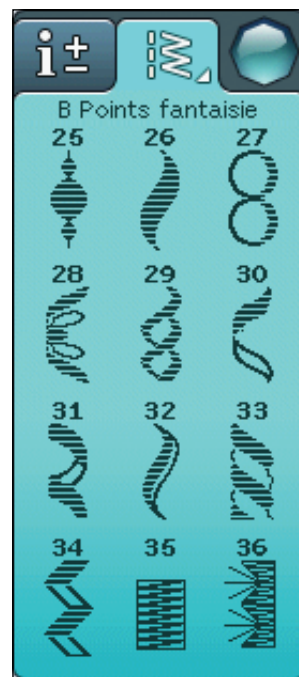
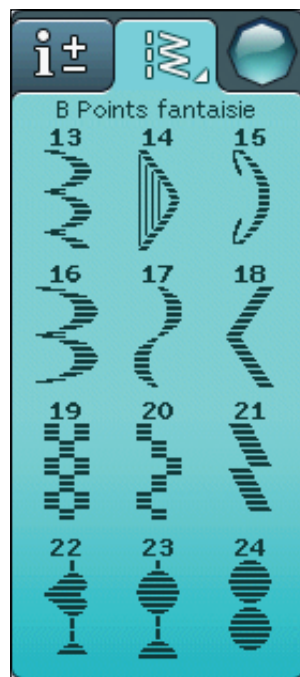

## A – Points utilitaires

Points pour la couture et le reprise de vêtements.



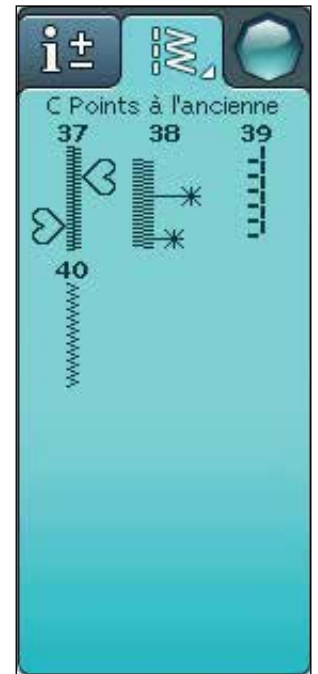
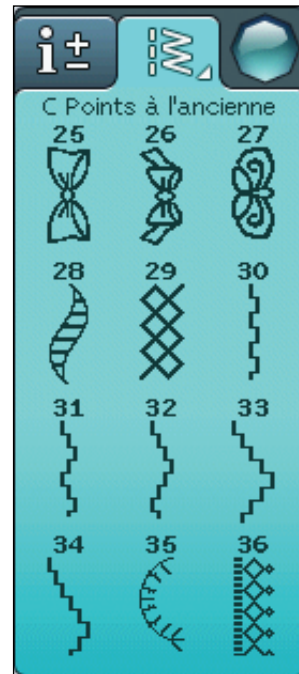

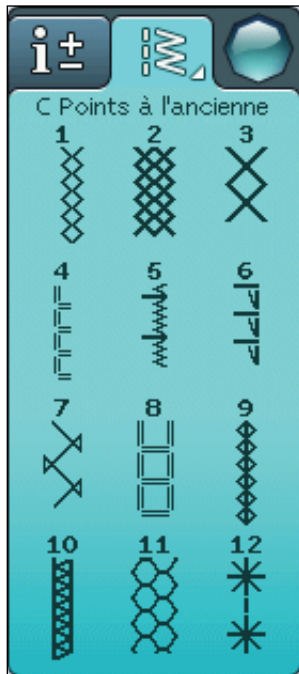
## B – Points fantaisie

Pour la couture décorative et les appliqués.



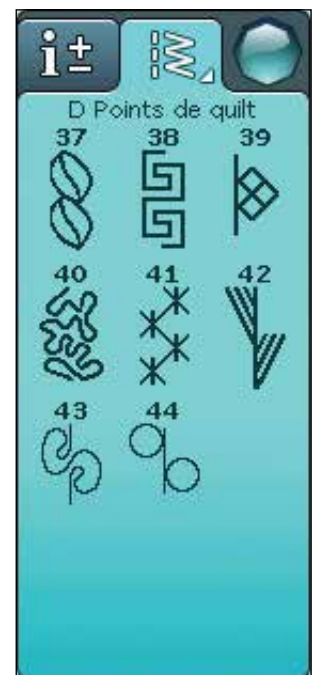


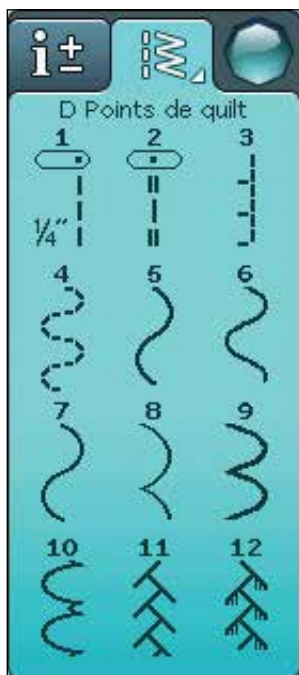
## C – Points à l'ancienne

Pour les jours, les smocks et la couture de dentelle, de bordures, etc. Certains points peuvent être utilisés avec une aiguille lancéolée.



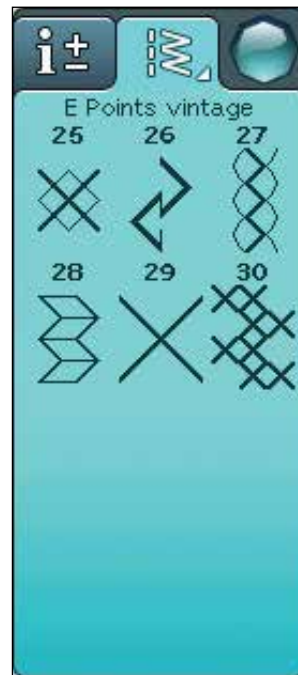


## D – Points de quilt

Points pour tous types de techniques de quilting.





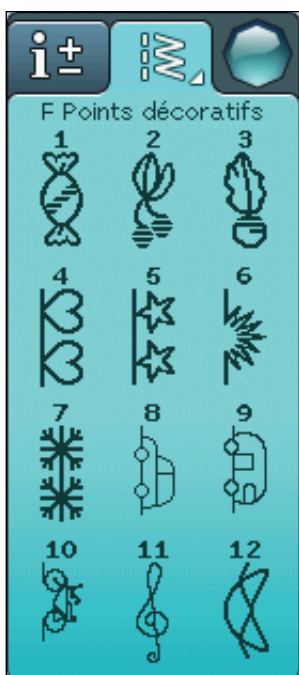
## E – Points vintage

Une sélection de points de quilting pour le quilting crazy patch et la couture décorative.



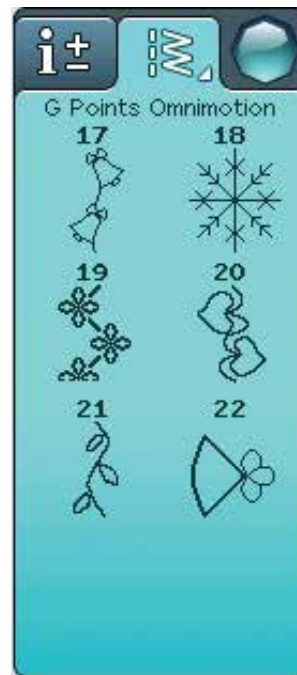
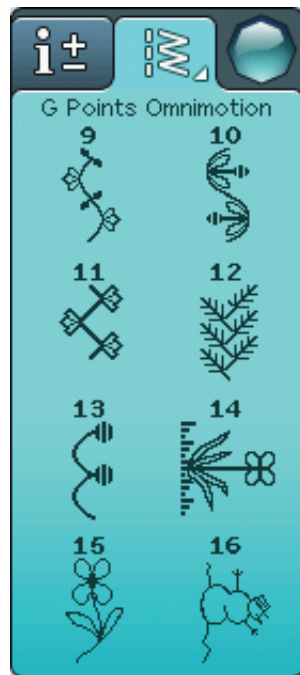
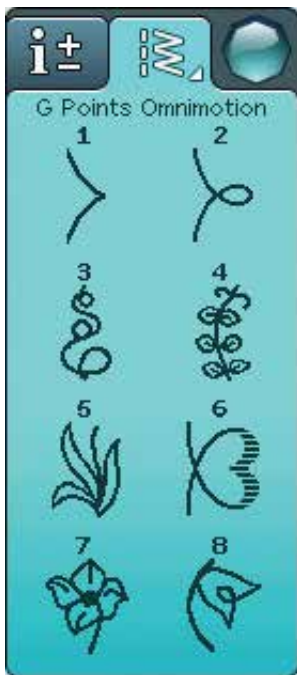
## F – Points décoratifs

Pour la couture décorative.



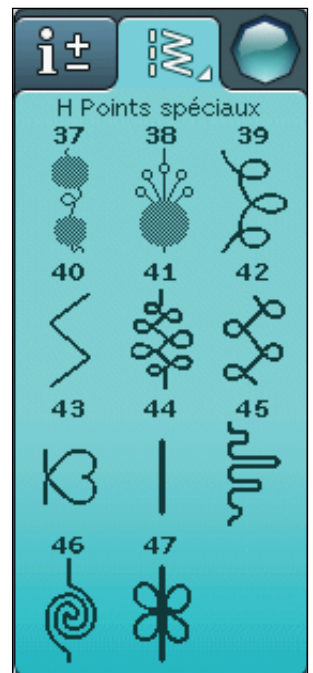
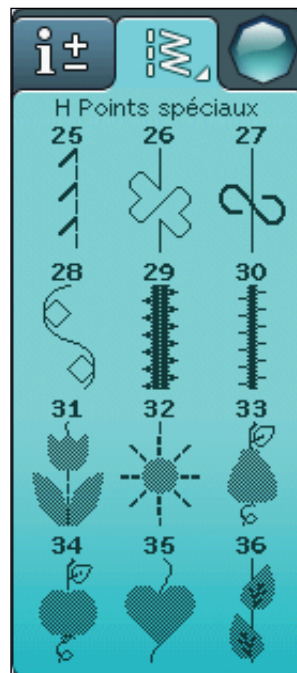


## G - Points Omnimation

Cousez des points décoratifs à mouvement latéral avec le pied S.



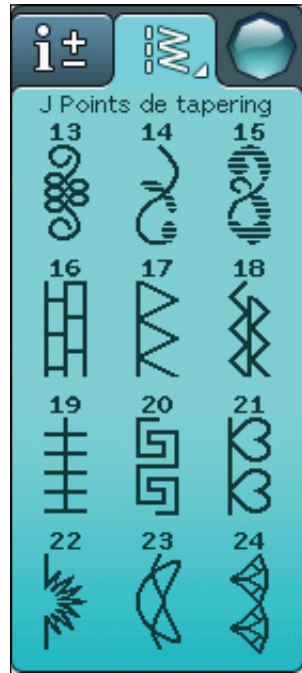
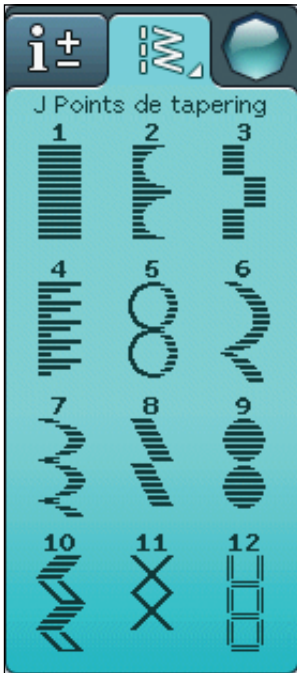
## H – Points spéciaux

Cousez des techniques spéciales, dont le candlewicking et les bordures. Vous pouvez avoir besoin d'accessoires supplémentaires. Utilisez l'Aide rapide pour obtenir des informations détaillées.



## J – Points de tapering

Ces points peuvent être utilisés pour le tapering.



## ALPHABETS

### Block

ABCDEFGHIJKLMNOPQRSTUVWXYZ Ä Å Ö \_ \_  
 abcdefghijklmnopqrstuvwxyz ä å ö . \_ \_  
 1234567890 Æ æ Ø ø à á ç è é ê í ó ù ú Ñ ñ ß & ? ! ' @

### Brush Line

ABCDEFGHIJKLMNOPQRSTUVWXYZ Ä Å Ö \_ \_  
 abcdefghijklmnopqrstuvwxyz ä å ö . \_ \_  
 1234567890 Æ æ Ø ø à á ç è é ê í ó ù ú Ñ ñ ß & ? ! ' @

### Script

ABCDEFGHIJKLMNOPQRSTUVWXYZ Ä Å Ö \_ \_  
 abcdefghijklmnopqrstuvwxyz ä å ö , . \_ \_  
 1234567890 Æ æ Ø ø à á ç è é ê í ó ù ú Ñ ñ ß & ? ! ' @

### Cyrillic et Hiragana

Alphabets russe et japonais. Visualisez les polices sur l'écran couleur tactile de votre machine à coudre.